


	Customer:	Maintenance schedule for moving carpet	06-17	Daily								
	Serial no.:											
<p align="center"> Turn off the Main disconnect before performing maintenance work (except with test runs). Perform safe test runs as required! Observe the operation and maintenance instructions! </p>												
Maintenance object		Task to be performed		Info Chap. no.								
Safety systems		Check function of transition stop device. Max. distance <12"		06-04								
		Check function of each Normal stop [Max distance <28" (711mm)]		06-04								
		Check function of each Emergency shutdown (No max distance)		06-04								
		Check function of emergency plate.		06-04								
Moving carpet		Visually inspect belt.		06-05								
		Check for <i>quiet running</i> ; no unusual noises.		06-05								
		Belt tracks properly on drive drum.		06-05								
		Visually inspect each splice and document in preoperations log.		06-05								
Complete system		Snow surface transition (ground surface, etc.) loading/unloading area.		06-05								
		Confirm horizontal clearances and moving carpet path guidelines are met		06-05								
		Snow and dirt accumulation beneath drive terminal has been cleared		06-05								
		Belt does not slip on		06-05								
		Terminal covers closed and latched		06-05								
		Check the support points of the moving carpet.		06-05								
		Visually inspect signs for any damage and or integrity issues		---								
		Check side panelling along the moving carpet for gaps and holes (no access into/beneath construction).		03-20								
Electrical control system		Check plugs, cables and controls.		---								
<p>Initial in appropriate date box when all tasks have been completed:</p>												
<p>Comments:</p>												
	Jan	Feb	Mar	Apr	May	Jun	Jul	Aug	Sept	Oct	Nov	Dec
1												
2												
3												
4												
5												
6												
7												
8												
9												
10												
11												
12												
13												
14												
15												
16												
17												
18												
19												
20												
21												
22												
23												
24												
25												
26												
27												
28												
29												
30												
31												

	Customer:						Maintenance schedule for moving carpet				06-18		Monthly	
	Serial no.:													

Turn off the Main disconnect before performing maintenance work (except with test runs).
Perform safe test runs as required!
Observe the operation and maintenance instructions!



Maintenance object	Task to be performed	Info Chap. no.
Safety systems	Confirm function of rollback brake device.	06-04
	Confirm function of highspeed backstop (if applicable)	06-04
Supervisory stop devices	Confirm function of Belt Slip sensor	06-04
	Confirm function of Overspeed	06-04
	Confirm function of Cover Supervision (if applicable)	06-04
Drive system	Lubricate return terminal guide rails.	06-06
	With reinforced bearing: visual inspection for grease leakage.	---
	Grease bearings (with the exception of reinforced bearings) with grease zirks (every 200 operating hours).	06-06
Moving carpet	Check tension	03-16
	Visual inspect belt for wear	---
Complete system	Extraordinary cleaning of moving parts.	---
	Check for rust, worn/protruding components, excessively fraying fabric, or any sharp edges	---
	Check plastic parts for wear	---
	Check for loose hardware.	06-02
	Check the functions of the system during a test run.	---

Initial in appropriate date box when all tasks have been completed:

	Jan	Feb	Mar	Apr	May	Jun	Jul	Aug	Sept	Oct	Nov	Dec
Date:												
Name:												

Comments:

	Customer:	Maintenance schedule for moving carpet	06-19	Yearly
	Serial no.:			
Turn off the Main disconnect before performing maintenance work (except with test runs). Perform safe test runs as required! Observe the operation and maintenance instructions!				
Maintenance object	Task to be performed		Info Chap. no.	
General	Perform daily and monthly maintenance work!			
Drive motor and gearbox	Maintenance in accordance with manufacturer's instructions - after 5000 operating hours or 5 years replace gearbox oil.		06-06	
	For drive terminals with 15kw Jumbo drives or larger, replace IEC lubricant cartridge. Clean the grease collection container at least every two years.		06-09	
Bearings	Grease all bearings		06-03 06-06	
	Lubricate reinforced bearings every 1000 operating hours / at the end of the season.		06-06	
Return unit	Snow plough: with the formation of sharp edges→ grind away		---	
All rollers	Maintenance.		06-06	
Moving carpet	Perform detailed visual inspection of top & bottom belt		06-05	
	Belt must run centrally on the drive/deflection drums.		06-05	
	Perform detailed belt splice inspection.		06-05	
Electrical elements	Settings / maintenance.		---	
	Check function of all cooling fans.		---	
	Check fans of frequency converter.		---	
	Check cables for damage.		---	
Complete system	Check overall condition (other wear, formation of rust, tears, ground subsidence, etc.).		---	
Safety stickers / signs	Check condition.		---	
Test run	Check the functions of the system during a test run.		---	
Comments: 				
Date	Technician	Tester	Stamp	B-SKD30-USA-06.pub